






 Population	3 MILES	5 MILES	9 MILES	 Households	3 MILES	5 MILES	9 MILES
<b>2018 Estimated Population</b>	69,700	165,843	473,514	<b>2018 Estimated Households</b>	24,373	56,888	156,788
<b>2018 Daytime Population</b>	61,136	143,901	414,685	<b>2023 Households Forecast</b>	25,481	60,244	164,352
<b>2023 Population Forecast</b>	73,663	177,670	500,567	<b>Census Households</b>			
<b>Census Population</b>				<b>2010</b>	22,132	51,091	143,966
<b>2010</b>	62,059	145,515	426,018	<b>2000</b>	16,843	39,230	121,164
<b>2000</b>	47,082	110,817	360,295	<b>Annual Growth</b>			
<b>Annual Growth</b>				<b>Estimated 2010 - 2018</b>	1.05%	1.17%	0.93%
<b>Estimated 2010 - 2018</b>	1.26%	1.42%	1.15%	<b>Projected 2018 - 2023</b>	0.89%	1.15%	0.95%
<b>Projected 2018 - 2023</b>	1.11%	1.39%	1.12%				

 Age	 Household Income
--	--

<b>3 miles</b>	<b>5 miles</b>	<b>Years</b>	<b>3 MILES</b>	<b>5 MILES</b>	<b>9 MILES</b>
		<b>0 to 9</b>	4,878	11,868	34,974
		<b>10 to 14</b>	5,055	12,365	35,125
		<b>15 to 24</b>	9,634	22,575	65,799
		<b>25 to 34</b>	10,355	24,259	69,960
		<b>35 to 49</b>	13,565	31,525	88,198
		<b>50 to 64</b>	12,605	29,713	82,862
		<b>65 to 74</b>	5,594	13,956	39,286
		<b>75+</b>	2,217	5,361	16,151

 Gender	3 MILES	5 MILES	9 MILES
 <b>Female</b>	37,723	89,209	247,945
 <b>Male</b>	31,977	76,634	225,569

 Race	3 MILES	5 MILES	9 MILES
<b>White</b>	12,514	30,854	139,183
<b>Black or African American</b>	49,438	114,345	250,453
<b>Asian or Pacific Islander</b>	372	1,104	5,185

