



Space Profile for

Unit: #330


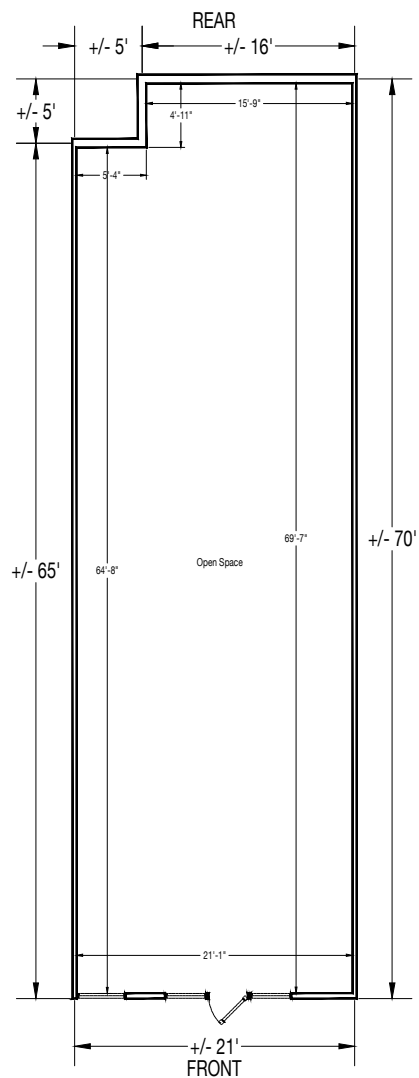
Area: 1480 sq ft

Address

1050 McKinley Place Drive
San Marcos, TX 78666



400 N. Tampa St., Suite 2210
Tampa, FL, 33602



Plans produced by:
ID Plans

400 N. Tampa St. Suite 2210
Tampa, FL 33602
Phone: (866) 657-2545
IDPlans.com

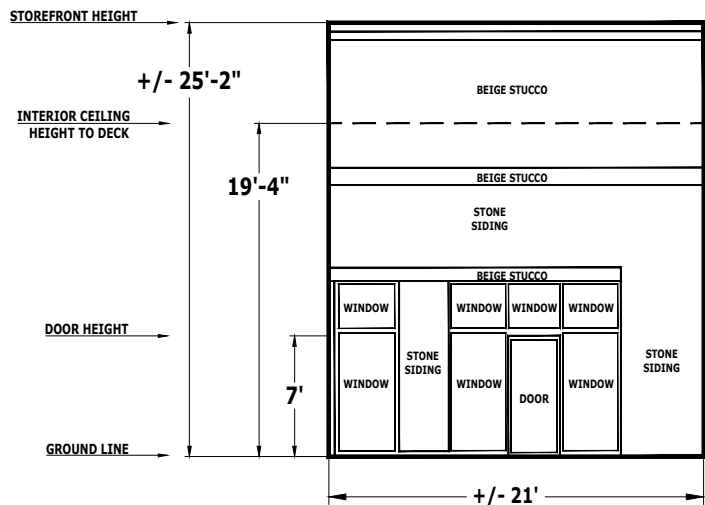
ID PLANS © 2021

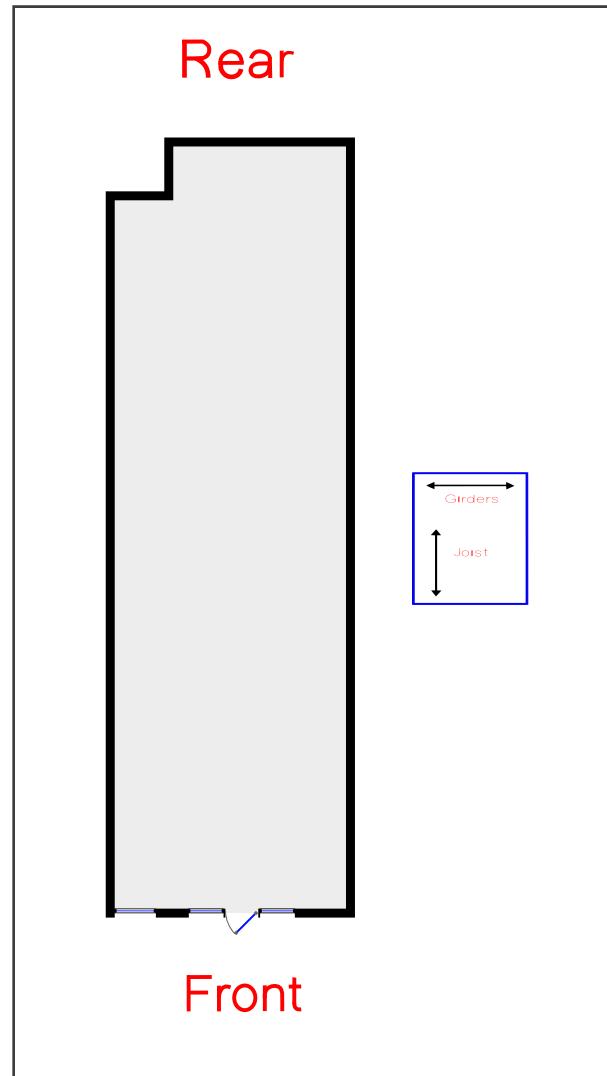
Site map is for general use and purposes only. ID Plans does not guarantee the accuracy or validity of provided information. Measurements are not intended to be architecturally valid for construction purposes or accepted as replacement for documents, drawings, or media intending or claiming to be structurally accurate, such as site blueprints. The property owner has and reserves the right and responsibility to verify, change, or alter the provided information at any time for any reason.

Unit # 330

















































Total SF: 1,480

Storefront Elevation

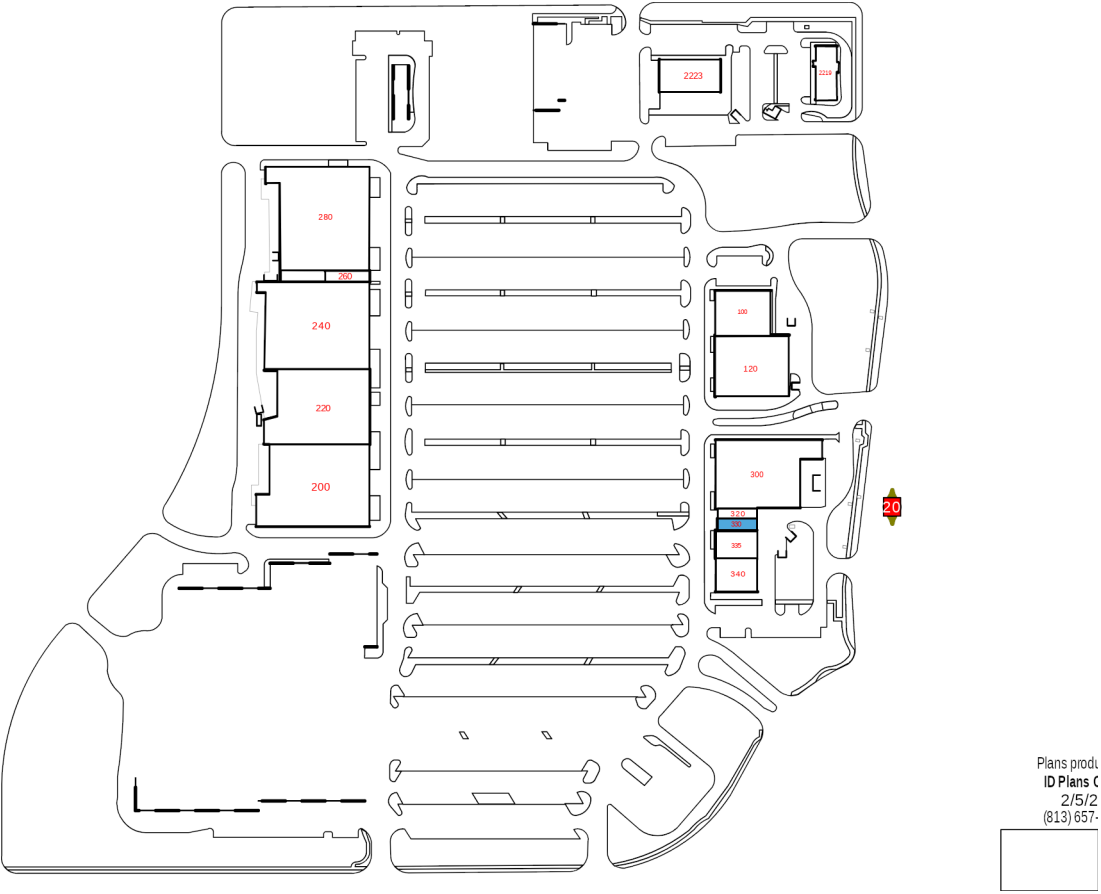




Legend

	Breaker Panel		Fire Extinguisher		Ceiling Fan w/ Light		Fire Sprinkler
	Circular Column		Fire Alarm Pulldown		Rectangular Column		Pocket Door
	Appliance Outlet		Glass Door		Refrigerator		Track Lighting
	Fire Alarm		Handicap Handrail		Roll-Up Door		2-Bulb Fluorescent Lighting
	Drinking Fountain		Roof Hatch		Sink		3-Bulb Fluorescent Lighting
	Door		HVAC Unit		Swing Door		4-Bulb Fluorescent Lighting
	Double Hung Door		Recessed Light		Toilet		Ceiling Air Vent
	Electrical Outlet		Staircase		Can Light		Air Diffuser
	Emergency Light		Water Heater		Urinal		Ceiling Fan w/o Light
	Exit Light		Telephone Panel		Thermostat		Air Handler
	Tankless Water Heater		Window Wall Opening		RJ 45		Fire Alarm Control Panel
	Step Down Transformer		Maintenance Sink		Window		
	Disconnect						

Disclaimer: All items may not show on feature pages.



Space Overview

Overview	Actual Square Footage	Measured Depth of Space	Total Depth of Space	Has Stepdown Transformer
	1480 SQFT	70' 0"	70' 0"	No

Thickness	Front Wall	Rear Wall	Other
	0' 5"	0' 8"	

Unit Overview	Sales Area	Stock Room	Other
	1441 SQFT		

Flooring	Concrete	Carpet	Tile	Other	Unit	Total
	1441 SQFT				1480 SQFT	1441 SQFT

Ceiling Information	Height From Floor To Ceiling	Height From Floor To Bottom Of Deck	Height From Floor To Bottom Of Joist
	Front: 19' 4" Back: 18' 3"	Front: 19' 4" Back: 18' 3"	Front: 17' 4" Back: 16' 5"

Ceiling Information Cont.	Clear Ceiling Height	Height From Floor To Bottom Of Girder	Number Of Acoustical Tiles
	16' 5"		

Other Cont.	Phone Board Location	Mop Sink Location	Are Demising Walls Full Height	Are Interior Walls Full Height
			No	No

Mechanical

No assets available for this section.

Electric

No assets available for this section.

Plumbing

Backflows	Number of Backflows		Location	Size	Notes
	1		Exterior Rear	1 1/2"	

House Water Meter	Reference	Meter #	Location	Size	Notes
	20	80871123	Rear Exterior		House Meter

Waste

No assets available for this section.

Fire

Sprinkler Heads	Sprinkler Heads Present	Riser Located in Space	Riser Location	Additional Information
	8	No	Rear Exterior	-

Gas

No assets available for this section.

Room

No assets available for this section.

Storefront 1

